

Download logfiles Lattiz 2.0

Quick guide for how to download and convert log files via USB stick for the Lattiz 2.0.
Following steps describe on how to prepare the USB stick for the Lattiz 2.0.

Application range

- Lattiz 2.0 machines up to software bundle version 6.12.x
- Lattiz 2.0 machines software bundle version 6.13.x and higher

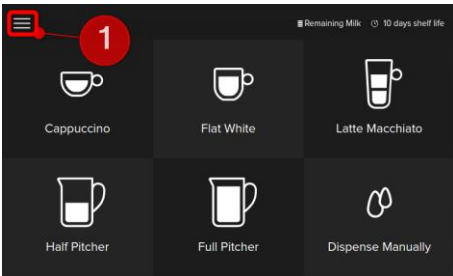
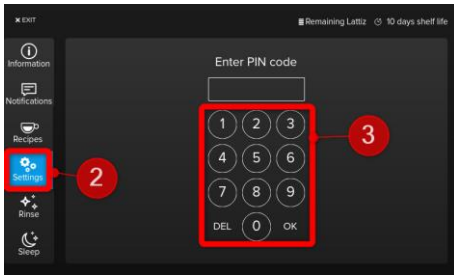
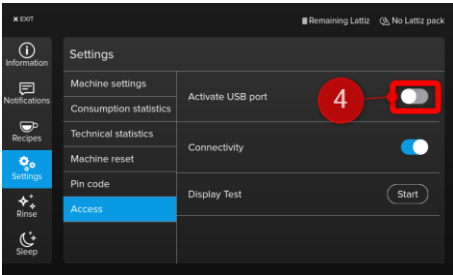
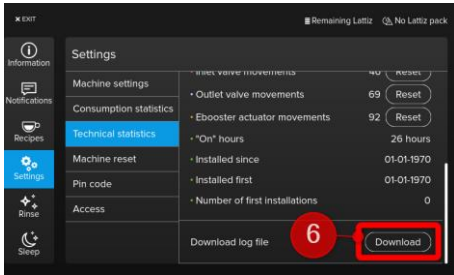
Necessary tools

- USB stick formatted **FAT32**

Important note

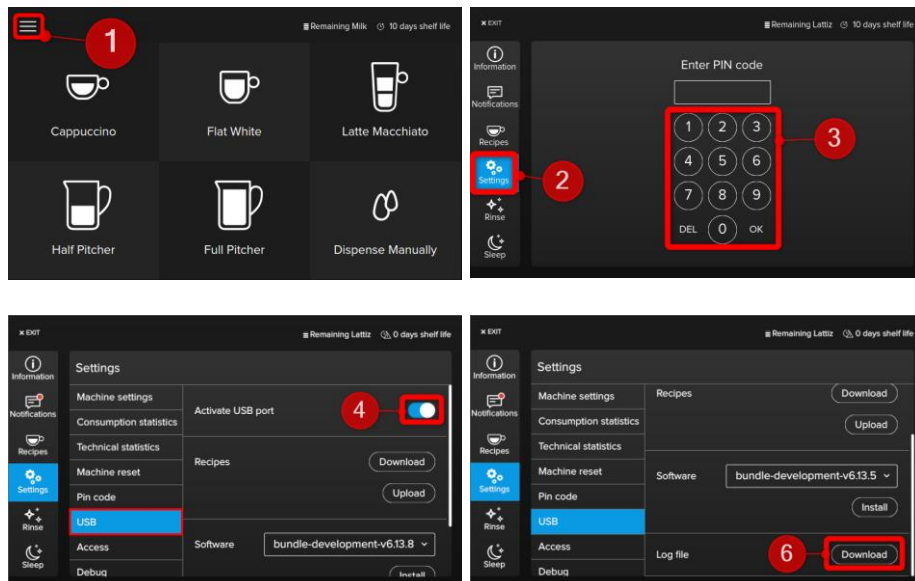
The formatting of the USB stick must be **FAT32** so that generally can be worked with the Lattiz 2.0.

Instruction

<p>Step 1 Up to SW 6.12.x</p> <ol style="list-style-type: none">1) Enter the menu2) Press Settings3) Enter the password4) Activate the USB port <i>Active if blue</i>5) Insert the USB stick6) Press Download log file <i>Wait until it is done</i>7) Remove USB stick	   
--	---

Step 1 At least 6.13.x

- 1) Enter the menu
- 2) Press Settings
- 3) Enter the password
- 4) Activate the USB port
- 5) Insert the USB stick
USB stick recognized highlighted in white
- 6) Press Download
Wait for pop-up message which confirms download
- 7) Remove USB stick



Step 2 At least 6.13.x

The downloaded logs are "db files" To be readable, the files must be converted via the provided sqlite2tsv_v3.exe. Drag and drop a "db" log file on the sqlite2tsv_v3.exe file. A "tsv" file will be created in the same folder. Also see the README_sqlite2tsv_v3.txt for further instruction.

